

Data Sheet

A 624 SX Supra Kronenflex® large cutting-off wheels for Steel



Class Supra

Applications

Aggressiveness



Steel







Service life



Bond



Advantages: For universal use on all rail types - Top performing product for lower powered machines (<5kW) and hard rails - Fast cutting, due to softer bond - For use on gas powered cutting-off machines with a cutting speed of 100 m/s and clamping device

Diameter in mm	Thickness in mm	Bore in mm	Form	Vmax in m/s	Max. RPM in rpm	structural shape	characteristic	machine type	Cat.number
356	4	25,4		100	5.500	flat	SUPRA	Petrol powered cutter with clamping device	340641
356	4	22,23		100	5.500	flat	SUPRA	Petrol powered cutter with clamping device	351433
406	4	25,4		100	4.800	flat	SUPRA	Petrol powered cutter with clamping device	351436
305	3,5	22,23		100	6.400	flat	SUPRA	Petrol powered cutter with clamping device	353111