















100	4	16		80	15.300	depressed centre	SUPRA angle grinder	13400
115	6	22,23		80	13.300	depressed centre	SUPRA angle grinder	13401
125	6	22,23		80	12.200	depressed centre	SUPRA angle grinder	13402
150	6	22,23		80	10.200	depressed centre	SUPRA angle grinder	13403
180	4	22,23		80	8.500	depressed centre	SUPRA angle grinder	13408
180	7	22,23		80	8.500	depressed centre	SUPRA angle grinder	13413
180	8	22,23		80	8.500	depressed centre	SUPRA angle grinder	13418
180	10	22,23		80	8.500	depressed centre	SUPRA angle grinder	13423
230	4	22,23		80	6.600	depressed centre	SUPRA angle grinder	13428
230	6	22,23		80	6.600	depressed centre	SUPRA angle grinder	13433
230	8	22,23		80	6.600	depressed centre	SUPRA angle grinder	13438
115	4	22,23		80	13.300	depressed centre	SUPRA angle grinder	13746
125	4	22,23		80	12.200	depressed centre	SUPRA angle grinder	240831
100	6	16		80	15.300	depressed centre	SUPRA angle grinder	6578